

**Military expenditure in constant US dollars**

Figures are in US \$m., at constant 1998 prices and exchange rates and are for calendar year\*

**Conventions:**

US\$ m. = Million US dollars

.. = Data not available or not applicable

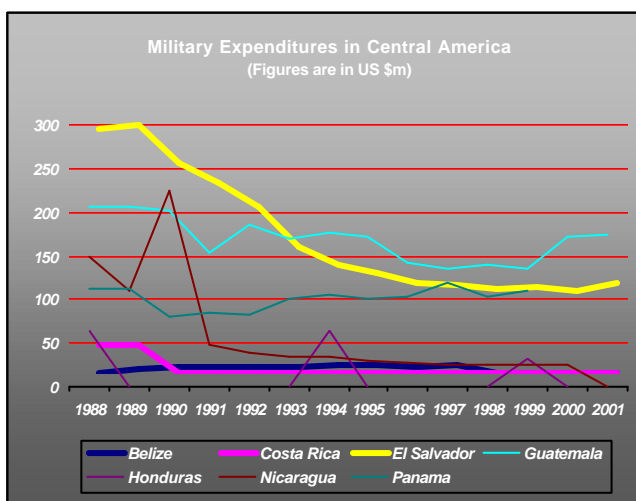
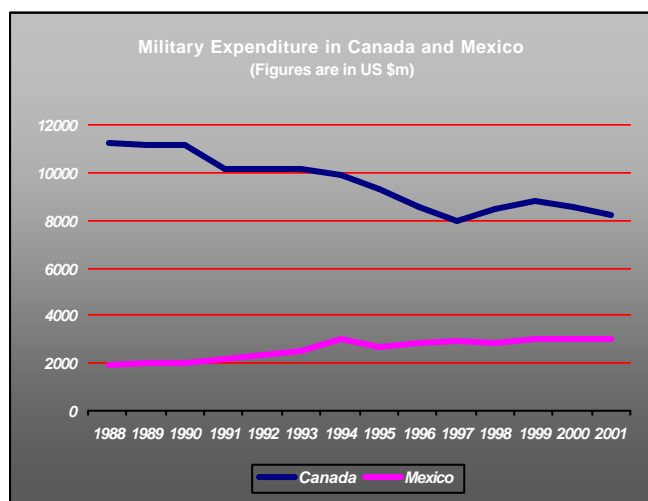
() = Uncertain figure

[ ] = SIPRI estimate

	1988	1989	1990	1991	1992	1993	1994	1995	1996	1997	1998	1999	2000	2001
<b>Canada</b>	10651	10571	10576	9535	9600	9557	9333	8750	7958	7372	7898	8190	7942	7635
<b>Mexico</b>	[1317]	[1396]	[1449]	[1599]	[1770]	[1935]	[2414]	2133	2240	2323	2293	2425	2430	2412
<b>USA</b>	404136	399719	382266	335473	354507	335940	316776	298376	282231	280785	274278	275057	285679	281426

	1988	1989	1990	1991	1992	1993	1994	1995	1996	1997	1998	1999	2000	2001
<b>Belize</b>	..	5	6	6	6	6.9	8.7	8.6	8	9.3	..	..	..	..
<b>Costa Rica</b>	32	31	..	..	..	..	..	..	..	..	..	..	..	..
<b>El Salvador</b>	279	283	240	218	189	145	123	114	103	99.9	96.3	99.2	93.3	102
<b>Guatemala</b>	[206]	[205]	[202]	[153]	[185]	169	177	171	143	134	140	136	172	173
<b>Honduras</b>	65	..	..	..	..	..	63	..	..	..	..	32.6	..	..
<b>Nicaragua</b>	[150]	[109]	(225)	48	39.2	34.5	33.5	30.6	28	26.2	25	24.6	[24.7]	..
<b>Panama</b>	113	112	80	85	83.5	100	105	99.7	103	119	104	110	..	..

Comments: Canada and US Figures are for fiscal year rather than for calendar year.



Source: Based on data from the Stockholm International Peace Research Institute (SIPRI), SIPRI data on military expenditure, [http://projects.sipri.se/milex/mex\\_data\\_index.html](http://projects.sipri.se/milex/mex_data_index.html), accessed September 2002.

### Military expenditure in constant US dollars

Figures are in US \$m., at constant 1998 prices and exchange rates and are for calendar year\*

#### Conventions:

US\$ m. = Million US dollars

.. = Data not available or not applicable

() = Uncertain figure

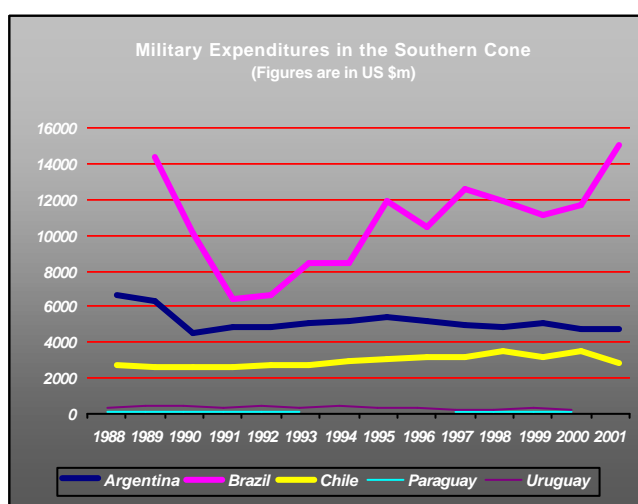
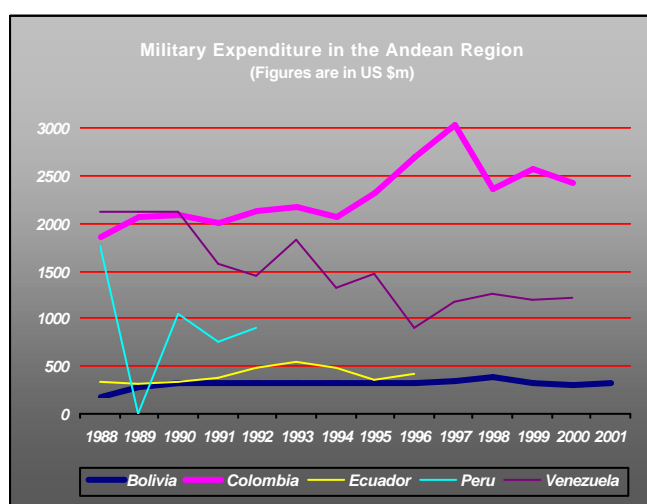
[ ] = SIPRI estimate

	1988	1989	1990	1991	1992	1993	1994	1995	1996	1997	1998	1999	2000	2001
<b>Bolivia</b>	..	111	151	146	140	147	144	141	140	167	205	153	134	143
<b>Colombia</b>	[1682]	[1881]	[1908]	[1835]	[1954]	1995	1891	2141	2508	2849	2180	2387	2235	
<b>Ecuador</b>	339	321	330	388	490	535	490	363	411	..	..	..	..	..
<b>Peru</b>	1770	[1242]	1041	752	907	..	..	..	..	..	..	..	..	..
<b>Venezuela</b>	(2126)	(2124)	(2114)	1572	1453	1817	1319	1464	895	1174	(1251)	(1190)	(1207)	..

	1988	1989	1990	1991	1992	1993	1994	1995	1996	1997	1998	1999	2000	2001
<b>Argentina</b>	5696	[5317]	[3604]	[3865]	[3972]	[4193]	4226	4433	4198	4055	3964	4194	3821	3834
<b>Brazil</b>	[...]	[13416]	[9214]	[5458]	5656	7471	7503	11011	9499	11648	10976	10126	10734	14111
<b>Chile</b>	1820	[1724]	[1652]	[1703]	[1762]	1805	2056	2082	2205	2239	2564	2250	[2518]	[1862]
<b>Paraguay</b>	[63]	88	89	122	119	109	..	..	..	113	104	88.5	88.1	..
<b>Uruguay</b>	390	425	409	316	420	326	482	296	283	279	272	282	236	..

**Comments:** The figure for Brazil in 2001 is likely to be significantly revised downwards because in Brazil actual defence expenditure are usually much lower than the budgeted. Source: IMF Staff Country Report No. 00/104, Aug. 2000, p. 151.

**Comments:** Figures for Chile are based on estimates by the IMF of military expenditures including military pensions and direct transfers from CODELCO for military purchases



Source: Based on data from the Stockholm International Peace Research Institute (SIPRI), SIPRI data on military expenditure, [http://projects.sipri.se/milex/mex\\_data\\_index.html](http://projects.sipri.se/milex/mex_data_index.html), accessed September 2002.

### Military expenditure as a share (%) of gross domestic product (GDP)

**Conventions:**

US\$ m. = Million US dollars

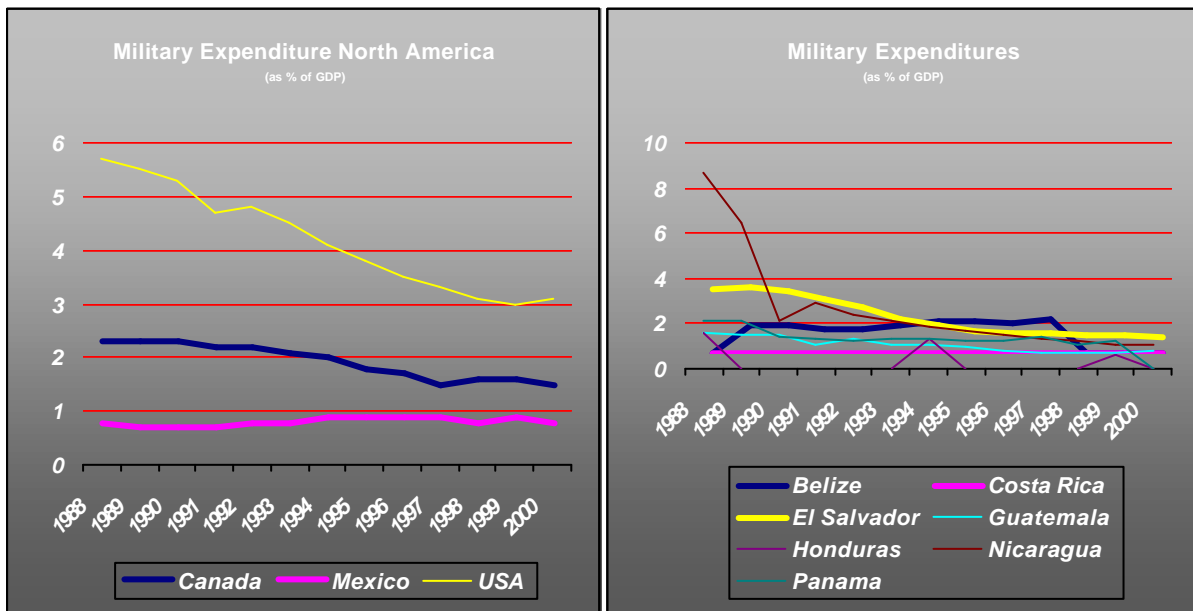
.. = Data not available or not applicable

() = Uncertain figure

[ ] = SIPRI estimate

	1988	1989	1990	1991	1992	1993	1994	1995	1996	1997	1998	1999	2000
<b>Canada</b>	2	2	2	1.9	1.9	1.8	1.7	1.5	1.4	1.2	1.3	1.3	1.2
<b>Mexico</b>	[0.5]	[0.4]	[0.4]	[0.4]	[0.5]	[0.5]	[0.6]	0.6	0.6	0.6	0.5	0.6	0.5
<b>USA</b>	5.7	5.5	5.3	4.7	4.8	4.5	4.1	3.8	3.5	3.3	3.1	3	3.1

	1988	1989	1990	1991	1992	1993	1994	1995	1996	1997	1998	1999	2000
<b>Belize</b>	..	1.2	1.2	1.1	1.1	1.2	1.4	1.4	1.3	1.5	..	..	..
<b>Costa Rica</b>	0	0	0	0	0	0	0	0	0	0	0	0	0
<b>El Salvador</b>	2.8	2.9	2.7	2.4	2	1.5	1.2	1	0.9	0.9	0.8	0.8	0.7
<b>Guatemala</b>	[1.6]	[1.5]	[1.5]	[1.1]	[1.3]	1.1	1.1	1	0.8	0.7	0.7	0.7	0.8
<b>Honduras</b>	1.6	..	..	..	..	..	(1.3)	..	..	..	..	(0.6)	..
<b>Nicaragua</b>	[8.7]	[6.5]	(2.1)	2.9	2.4	2.1	1.9	1.7	1.5	1.3	1.2	1.1	[1.1]
<b>Panama</b>	2.1	2.1	1.4	1.3	1.2	1.3	1.3	1.2	1.2	1.4	1.1	1.2	..



Source: Based on data from the Stockholm International Peace Research Institute (SIPRI), SIPRI data on military expenditure, [http://projects.sipri.se/milex/mex\\_data\\_index.html](http://projects.sipri.se/milex/mex_data_index.html), accessed September 2002.

### Military expenditure as a share (%) of gross domestic product (GDP)

**Conventions:**

US\$ m. = Million US dollars

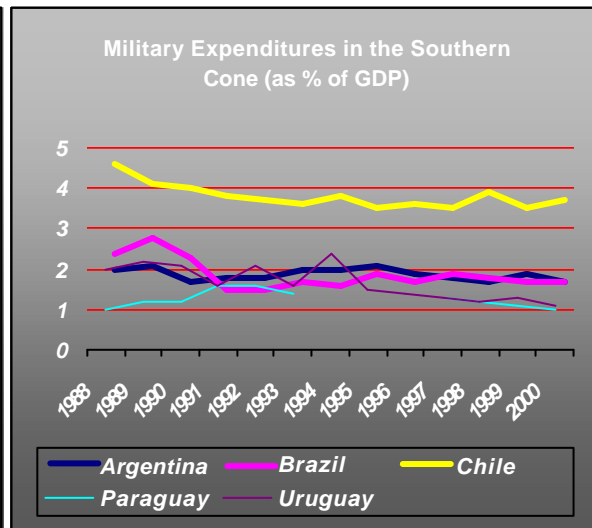
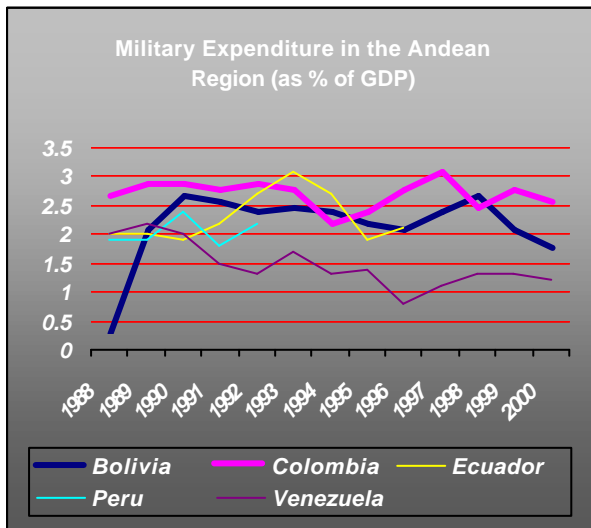
.. = Data not available or not applicable

( ) = Uncertain figure

[ ] = SIPRI estimate

	1988	1989	1990	1991	1992	1993	1994	1995	1996	1997	1998	1999	2000
<b>Bolivia</b>	..	1.8	2.4	2.3	2.1	2.2	2.1	1.9	1.8	2.1	2.4	1.8	1.5
<b>Colombia</b>	[2.4]	[2.6]	[2.6]	[2.5]	[2.6]	2.5	1.9	2.1	2.5	2.8	2.2	2.5	2.3
<b>Ecuador</b>	2	2	1.9	2.2	2.7	3.1	2.7	1.9	2.1	..	..	..	..
<b>Peru</b>	1.9	[1.9]	2.4	1.8	2.2	..	..	..	..	..	..	..	..
<b>Venezuela</b>	(2)	(2.2)	(2)	1.5	1.3	1.7	1.3	1.4	0.8	1.1	(1.3)	(1.3)	(1.2)

	1988	1989	1990	1991	1992	1993	1994	1995	1996	1997	1998	1999	2000
<b>Argentina</b>	1.6	[1.7]	[1.3]	[1.4]	[1.4]	[1.6]	1.6	1.7	1.5	1.4	1.3	1.5	1.3
<b>Brazil</b>	[2]	[2.4]	[1.9]	[1.1]	1.1	1.3	1.2	1.5	1.3	1.5	1.4	1.3	1.3
<b>Chile</b>	4.2	[3.7]	[3.6]	[3.4]	[3.3]	3.2	3.4	3.1	3.2	3.1	3.5	3.1	[3.3]
<b>Paraguay</b>	[1]	1.2	1.2	1.6	1.6	1.4	..	..	..	1.3	1.2	1.1	1
<b>Uruguay</b>	2	2.2	2.1	1.6	2.1	1.6	2.4	1.5	1.4	1.3	1.2	1.3	1.1



Source: Based on data from the Stockholm International Peace Research Institute (SIPRI), SIPRI data on military expenditure, [http://projects.sipri.se/milex/mex\\_data\\_index.html](http://projects.sipri.se/milex/mex_data_index.html), accessed September 2002.